



This is a low voltage (24VDC) fixture and must be wired with the included 24VDC driver(s). Drivers are not integral to the fixture. Learn more at lukelampco.com/drivers.



Rod Canopy Detail



Aircraft Cable Detail

FIXTURE DETAILS

Dimensions

Overall: 96in L x 38in H
Weight: ~20 pounds
Canopy Diameter: 5 inches

Mounting

Single junction box centered on the fixture. Two standalone aircraft cables spaced 72" apart.

Light Output

2980 lumens delivered. Decorative only, not a primary light source. 77 watts @ 24VDC.

Lamping

Dimmable 24VDC integral LED. 95+ CRI. 50,000+ hour lifespan.

Vertical Rod Height

6in to 72in, cut to order. Lengths up to 144in available for an additional charge.

Finish

Satin brass, blackened brass, antique brass, satin nickel, polished nickel, & satin copper. For more information visit lukelampco.com/finishes.

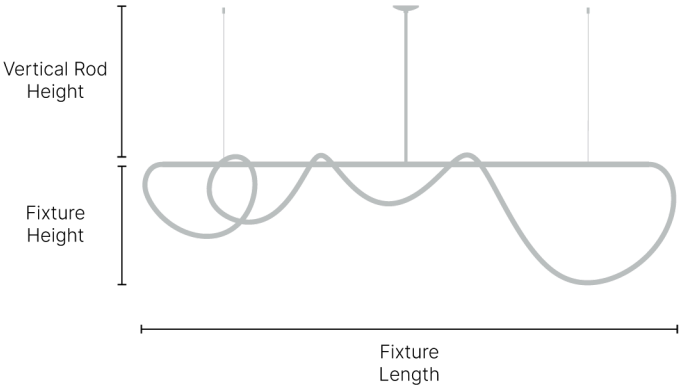
Color Temperature

1800K, 2000K, 2400K, 2700K, 3000K, 3500K, 4200K, & 5000K.



Driver

Must be installed with the included 24VDC driver(s). Driver(s) are not integral to the fixture. For more info visit lukelampco.com/drivers.

TERMS EXPLAINED



SPECIFYING CODE

FIXTURE CODE	VERTICAL ROD HEIGHT	FINISH	COLOR TEMPERATURE	DRIVER	CERTIFICATION
8FT - TB - 3.12					For indoor use only.
	<p>__IN - 6in to 72in, cut to order. Lengths up to 144in available for an additional charge.</p>	<p>SB - Satin Brass BB - Blackened Brass AB - Antique Brass SN - Satin Nickel PN - Polished Nickel SC - Satin Copper</p>	<p>18 - 1800K 20 - 2000K 24 - 2400K 27 - 2700K 30 - 3000K 35 - 3500K 42 - 4200K 50 - 5000K</p> 	<p>UNI - Universal Remote MLV/ELV/010V (120-277V) SW - Switchex (120V)</p> <p>For more info, visit lukelampco.com/drivers</p>	<p>DR - UL Dry (Indoor) DM - UL Damp (Indoor) CR - CE Dry (Indoor)* CM - CE Damp (Indoor)*</p> <p>* If CE is specified, we cannot supply the drivers.</p>

Scan QR code to view instruction manual