


This is a low voltage (24VDC) fixture and must be wired with the included 24VDC driver(s). Drivers are not integral to the fixture. Learn more at [lukelampco.com/drivers](https://www.lukelampco.com/drivers).



Bottom Detail



Side Detail

FIXTURE DETAILS

Dimensions

2in H x 2in W x 18in D  
Weight: ~3 pounds

Mounting

Fixture can be mounted directly to any type of hollow ceiling. Toggle bolts are included for mounting to drywall. For installations requiring a junction box, consider Rivington 2.

Light Output

206 lumens delivered. Decorative only, not a primary light source.  
5W @ 24VDC

Lamping

Dimmable 24VDC integral LED.  
95+ CRI. 50,000+ hour lifespan.

Finish

Satin Brass, Blackened Brass, Antique Brass, Satin Nickel, Polished Nickel, & Satin Copper.  
More at [lukelampco.com/finishes](https://www.lukelampco.com/finishes).

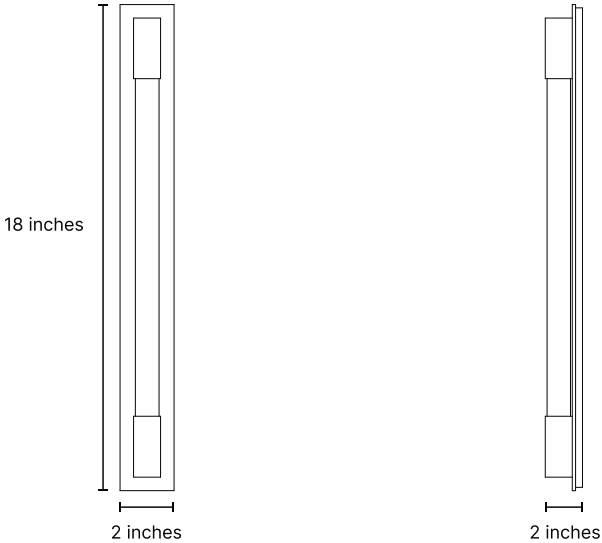
Color Temperature

1800K, 2000K, 2400K, 2700K, 3000K, 3500K, 4200K, & 5000K.


Driver

One 24VDC LED driver required. Fixture must be installed with the included driver. Driver is not integral to the fixture.  
More at [lukelampco.com/drivers](https://www.lukelampco.com/drivers).

DIMENSIONS



SPECIFYING CODE

FIXTURE CODE	FINISH	COLOR TEMPERATURE	DRIVER	CERTIFICATION
18IN - RV1 - FM				For indoor use only.
	SB - Satin Brass BB - Blackened Brass AB - Antique Brass SN - Satin Nickel PN - Polished Nickel SC - Satin Copper	18 - 1800K 20 - 2000K 24 - 2400K 27 - 2700K 30 - 3000K 35 - 3500K 42 - 4200K 50 - 5000K	UNI - Universal Remote MLV/ELV/010V (120-277V) SW - Switchex (120V)  For more info, visit <a href="https://www.lukelampco.com/drivers">lukelampco.com/drivers</a>	DR - UL Dry (Indoor) DM - UL Damp (Indoor) CR - CE Dry (Indoor)* CM - CE Damp (Indoor)*  * If CE is specified, we cannot supply the drivers.