


This is a low voltage (24VDC) fixture and must be wired with the included 24VDC driver(s). Drivers are not integral to the fixture. Learn more at lukelampco.com/drivers.



Cord Canopy Detail



Aircraft Cable Detail

FIXTURE DETAILS

Dimensions

Overall: 216in L x 26in H
Weight: ~31 pounds
Canopy Diameter: 5 inches

Mounting

Two junction boxes (192" on center) with two central aircraft cables for additional support. Both junction boxes require power. Two remotely mounted 24VDC drivers required.

Light Output

6000 lumens delivered. Decorative only, not a primary light source.
155 watts @ 24VDC.

Lamping

Dimmable 24VDC integral LED.
95+ CRI. 50,000+ hour lifespan.

Cord / Cable Length

120in of field-adjustable pendant cord and aircraft cable provided. To request a custom length up to 300in, specify below.

Finish

Satin brass, blackened brass, antique brass, satin nickel, polished nickel, & satin copper.
For more information visit lukelampco.com/finishes.

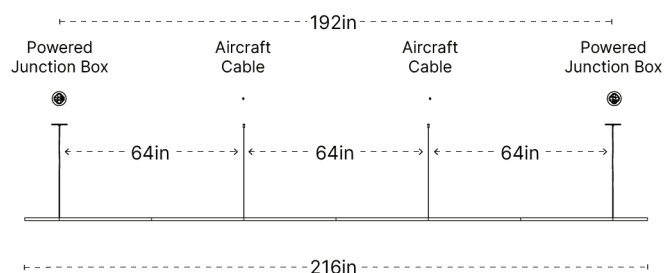
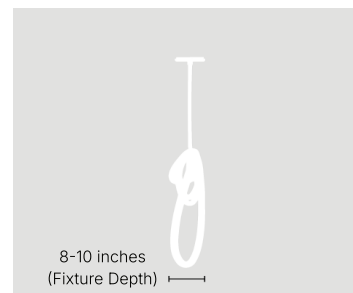
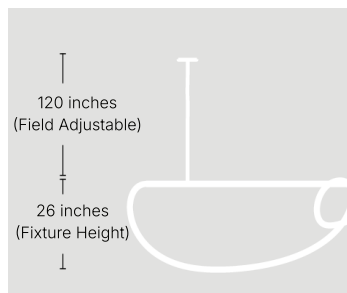
Color Temperature

1800K, 2000K, 2400K, 2700K, 3000K, 3500K, 4200K, & 5000K.

Driver

Must be installed with the included 24VDC driver(s). Driver(s) are not integral to the fixture. For more info visit lukelampco.com/drivers.

TERMS EXPLAINED



SPECIFYING CODE

FIXTURE CODE	CORD / CABLE LENGTH	FINISH	COLOR TEMPERATURE	DRIVER	CERTIFICATION
18FT - TB1 - FELR				UNI	For indoor use only.



Scan QR code to view instruction manual

IN - 120in of field-adjustable cord/cable included. If more is needed, up to 300in can be specified here.

SB - Satin Brass
BB - Blackened Brass
AB - Antique Brass
SN - Satin Nickel
PN - Polished Nickel
SC - Satin Copper

18 - 1800K
20 - 2000K
24 - 2400K
27 - 2700K
30 - 3000K
35 - 3500K
42 - 4200K
50 - 5000K



UNI - Universal Remote MLV/ELV/010V (120-277V)

For more info, visit lukelampco.com/drivers

DR - UL Dry (Indoor)
DM - UL Damp (Indoor)
CR - CE Dry (Indoor)*
CM - CE Damp (Indoor)*

* If CE is specified, we cannot supply the drivers.