


Cord Canopy Detail



Aircraft Cable Detail

FIXTURE DETAILS

Dimensions

Overall: 120in L x 30in H
Weight: ~20 pounds
Canopy Diameter: 5 inches

Mounting

Two junction boxes (96" on center) with a central aircraft cable for additional support. One junction box requires power. One remotely mounted 24VDC driver required.

Light Output

3600 lumens delivered. Decorative only, not a primary light source.
93 watts @ 24VDC.

Lamping

Dimmable 24VDC integral LED.
95+ CRI. 50,000+ hour lifespan.

Cord / Cable Length

120in of field-adjustable pendant cord and aircraft cable provided. To request a custom length up to 300in, specify below.

Finish

Satin brass, blackened brass, antique brass, satin nickel, polished nickel, & satin copper.
For more information visit lukelampco.com/finishes.

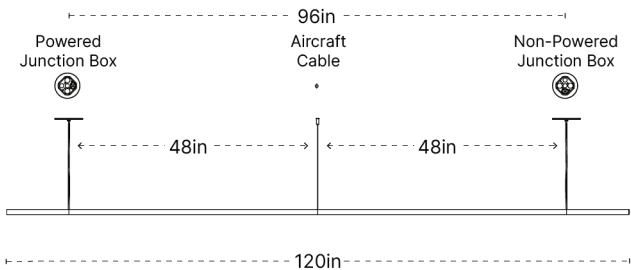
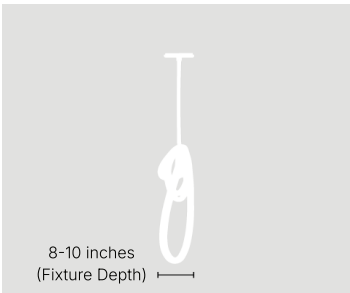
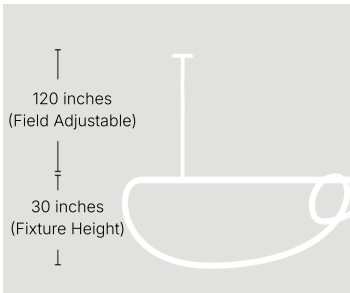
Color Temperature

1800K, 2000K, 2400K, 2700K, 3000K, 3500K, 4200K, & 5000K.

Driver

Must be installed with the included 24VDC driver(s). Driver(s) are not integral to the fixture. For more info visit lukelampco.com/drivers.

TERMS EXPLAINED



SPECIFYING CODE

FIXTURE CODE	CORD / CABLE LENGTH	FINISH	COLOR TEMPERATURE	DRIVER	CERTIFICATION
10FT - TB1 - FELR				UNI	For indoor use only.



Scan QR code to view instruction manual

__IN - 120in of field-adjustable cord/cable included. If more is needed, up to 300in can be specified here.

SB - Satin Brass
BB - Blackened Brass
AB - Antique Brass
SN - Satin Nickel
PN - Polished Nickel
SC - Satin Copper

18 - 1800K
20 - 2000K
24 - 2400K
27 - 2700K
30 - 3000K
35 - 3500K
42 - 4200K
50 - 5000K



UNI - Universal Remote MLV/ELV/010V (120-277V)

For more info, visit lukelampco.com/drivers

DR - UL Dry (Indoor)
DM - UL Damp (Indoor)
CR - CE Dry (Indoor)*
CM - CE Damp (Indoor)*

* If CE is specified, we cannot supply the drivers.